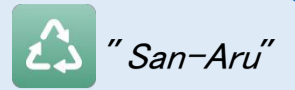


◆ How to dispose of garbage in Fuji City ◆

- Please put out garbage by 8:30 am on the collection day.
- Waste is collected on public holidays. (Waste is not collected on Sundays or during year-end and New Year's holidays.)
- Please check "Koho Fuji" or the City of Fuji website for the year-end and New Year's holiday schedule.
- Please use the "San-Aru" waste separation app.



Android



ios

Burnable Garbage : Tuesday, Friday

- Put the items in the Fuji City's Designated "Garbage Bag for Burnable Items" and bring them to the burnable garbage collection site twice a week.
- Wherever possible, do not allow garbage to get wet.











Plastic containers and Wrapping materials : Monday

- Put the items in the Fuji City's "Designated Garbage Bags for Recyclable Items" and bring them to the recyclable items collection site once a week.
- This category includes Containers and Bags made of plastic which are used for holding products.








Items with the sign are subject to recycling.

Recyclable Paper (KOSHI) : 3rd Saturday (Recyclable items collection site)

- Newspaper (Flyers can be included.)
- Magazines (Books, notebooks, paperbacks and encyclopedias are also included.)
- Cardboard boxes
- Paper Cartons (Rinse inside, cut and open them out before disposal.) Cartons with aluminum inside should be disposed of as "The other kinds of paper".
- The other kinds of paper They are used paper except for Newspaper, Magazines, Cardboard Boxes and Food Containers made of paper. You can use any of the following methods.
 - Wrap the items with wrapping paper and bind them.
 - Put the items in a paper bag and tie with a paper string.
 - Put in a "Designated Garbage Bag for recyclable items".

Sort and separate by type, then tie with a paper string before putting out.

Recyclable Items • Landfills : Thursday (Recyclable items collection site)

Clothes • Futon : 2nd week

- Clothes Separate the garbage by type such as, clothes, cloth, shoes, small articles. Put them each into a "Garbage bag for recyclable items", and tie up the opening of the bag before disposal. Clothing can also be placed into clothing collection boxes installed in public facilities such as the Machizukuri Center. Please wash and dry before disposing. If broken, these are burnable garbage.
- Futon Tie Futon-blankets with a string before disposal. Futons and blankets must not be placed in collection boxes such as those at the Machizukuri Center.









You cannot dispose of them when it's raining.

Cans • Metals : 1st week

- Cans Rinse inside of the cans and put them in the "Designated Garbage Bag for Recyclable items" before disposal. Do not crush the cans. They could disturb the recycling process.
- Metals Dispose of metals without putting them in a bag. Remove kerosene and batteries.

Before disposing of a bicycle, please cancel its anti-crime registration at the store where you bought it.

Bottles and jars • Pet bottles : 3rd week

- Bottles and jars Please place into the collection container at the collection site on the morning of the day of collection each month. Do not place them into container with putting them in a plastic bag etc.
- Pet bottles Please place into the collection net at the collection site on the morning of the day of collection each month. Please make sure to put only pet bottles in the net. Do not include plastic bags. The labels and caps should be disposed of as "plastic containers and wrapping materials"

The items below cannot be collected on the Bottle collection days!

Opaque-white colored bottles, glass products, glass plates, fluorescent light bulbs, china ware, broken bottles, cups








【Before putting out waste】

- ① Remove the caps.
- ② Rinse inside.
- ③ Step on them to crush.




Landfill, etc. : 4th week

- Landfills Items like broken bottles, knives, light bulbs should be wrapped in paper, put in clear bags and write the item's names on them when disposing.
- Home electric appliances Items, 80% or more of which are made from metals, are to be disposed as metal and cans.
- Large garbage (furniture)
- Fluorescent light bulbs Bulbs which are not broken should be wrapped with paper or put them in their original boxes when disposing.
- Batteries Put the batteries into the red can placed at the collection site.
- Spray cans Empty the contents, and place inside a colorless transparent bag without piercing any holes.
- Disposable lighters Empty the contents, and place inside a colorless transparent bag.

Bringing garbage to the Shin-Kankyo Clean Center

The Shin-Kankyo Clean Center accepts household waste collected in the City of Fuji (excluding used paper) free of charge.

Address : 676 Obuchi, Fuji City

Business hours:

Mondays to Fridays (Public holiday: Booking required) 8:30~12:00, 13:00~16:00



Saturdays (Booking required) 8:30~11:00

1. Contact the Shin-Kankyo Clean Center and tell what to bring in.
2. Sort waste in the same way as when dropping off at a collection site.
3. Receive an IC card at the entrance calibration station and weigh in.
4. Drop off burnable garbage and recyclables at the designated place in the resource collection building.

TVs, Refrigerators, Freezers, Washing machines, Clothes driers, Air conditioners and Motorcycles are not collected by the City.

Inquiries:

- ① TVs, refrigerators, freezers, washing machines, clothes dryers, air conditioners
→ <https://www.rkc.aeha.or.jp/>
- ② Motorcycles, Motor bicycles.
→ <https://www.jarc.or.jp/motorcycle/>

Recycling of personal computers

PCs are not collected at local garbage collection site.

If you bring your PC to the Shin-Kankyo Clean Center, it will be accepted free of charge. You can also ask the PC manufacture to dispose PCs.